




























NAME: _____

THE BRAILLE ALPHABET


NAME: _____

Directions: Circle the dot numbers needed in each cell to create the letter in the center.

<p>Cell 1</p> <p>1 4 2 5 3 6</p>	<p>A</p> <p>● ● ● ● ● ●</p> <p>Dots: 1</p> <p> A a <small>©EnchantedLearning.com</small></p>	<p>Cell 4</p> <p>1 4 2 5 3 6</p>
<p>Cell 2</p> <p>1 4 2 5 3 6</p>		<p>Cell 5</p> <p>1 4 2 5 3 6</p>
<p>Cell 3</p> <p>1 4 2 5 3 6</p>		<p>Cell 6</p> <p>1 4 2 5 3 6</p>

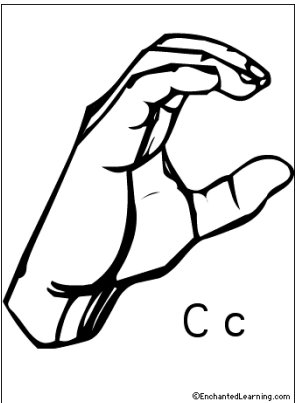
NAME: _____

Directions: Circle the dot numbers needed in each cell to create the letter in the center

<p>Cell 1</p> <p>1 4 2 5 3 6</p>	<p>B</p> <p>● ● ● ● ● ●</p> <p>Dots: 1, 2</p>  <p>B b <small>©EnchantedLearning.com</small></p>	<p>Cell 4</p> <p>1 4 2 5 3 6</p>
<p>Cell 2</p> <p>1 4 2 5 3 6</p>		<p>Cell 5</p> <p>1 4 2 5 3 6</p>
<p>Cell 3</p> <p>1 4 2 5 3 6</p>		<p>Cell 6</p> <p>1 4 2 5 3 6</p>


NAME: _____

Directions: Circle the dot numbers needed in each cell to create the letter in the center.

<p>Cell 1</p> <p>1 4 2 5 3 6</p>	<p>C</p> <p>● ●</p> <p>● ●</p> <p>● ●</p> <p>Dots: 1, 4</p> 	<p>Cell 4</p> <p>1 4 2 5 3 6</p>
<p>Cell 2</p> <p>1 4 2 5 3 6</p>		<p>Cell 5</p> <p>1 4 2 5 3 6</p>
<p>Cell 3</p> <p>1 4 2 5 3 6</p>		<p>Cell 6</p> <p>1 4 2 5 3 6</p>

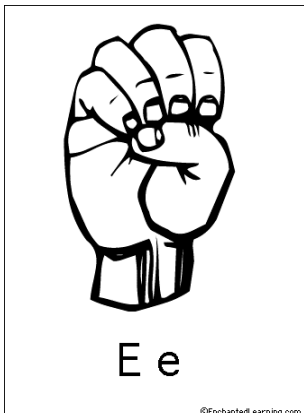
NAME: _____

Directions: Circle the dot numbers needed in each cell to create the letter in the center.

<p>Cell 1</p> <p>1 4 2 5 3 6</p>	<p>D</p> <p>● ● ● ● ● ●</p> <p>Dots: 1, 4, 5</p> <p></p>	<p>Cell 4</p> <p>1 4 2 5 3 6</p>
<p>Cell 2</p> <p>1 4 2 5 3 6</p>		<p>Cell 5</p> <p>1 4 2 5 3 6</p>
<p>Cell 3</p> <p>1 4 2 5 3 6</p>		<p>Cell 6</p> <p>1 4 2 5 3 6</p>

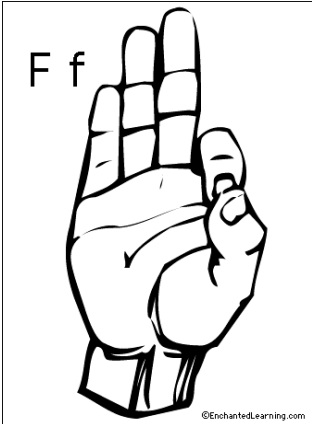
NAME: _____

Directions: Circle the dot numbers needed in each cell to create the letter in the center.

<p>Cell 1</p> <p>1 4 2 5 3 6</p>	<p>E</p> <p>● ●</p> <p>● ●</p> <p>● ●</p> <p>Dots: 1, 5</p> <p> E e</p> <p><small>©EnchantedLearning.com</small></p>	<p>Cell 4</p> <p>1 4 2 5 3 6</p>
<p>Cell 2</p> <p>1 4 2 5 3 6</p>		<p>Cell 5</p> <p>1 4 2 5 3 6</p>
<p>Cell 3</p> <p>1 4 2 5 3 6</p>		<p>Cell 6</p> <p>1 4 2 5 3 6</p>


NAME: _____

Directions: Circle the dot numbers needed in each cell to create the letter in the center.

<p>Cell 1</p> <p>1 4 2 5 3 6</p>	<p>F</p> <p>● ● ● ● ● ●</p> <p>Dots: 1, 2, 4</p> <p>F f</p>  <p><small>©EnchantedLearning.com</small></p>	<p>Cell 4</p> <p>1 4 2 5 3 6</p>
<p>Cell 2</p> <p>1 4 2 5 3 6</p>		<p>Cell 5</p> <p>1 4 2 5 3 6</p>
<p>Cell 3</p> <p>1 4 2 5 3 6</p>		<p>Cell 6</p> <p>1 4 2 5 3 6</p>


NAME: _____

Directions: Circle the dot numbers needed in each cell to create the letter in the center.

<p>Cell 1</p> <p>1 4 2 5 3 6</p>	<p>G</p> <p>● ● ● ● ● ●</p> <p>Dots: 1, 2, 4, 5</p> <p> G g <small>©EnchantedLearning.com</small></p>	<p>Cell 4</p> <p>1 4 2 5 3 6</p>
<p>Cell 2</p> <p>1 4 2 5 3 6</p>		<p>Cell 5</p> <p>1 4 2 5 3 6</p>
<p>Cell 3</p> <p>1 4 2 5 3 6</p>		<p>Cell 6</p> <p>1 4 2 5 3 6</p>




NAME: _____

Directions: Circle the dot numbers needed in each cell to create the letter in the center.

<p>Cell 1</p> <p>1 4 2 5 3 6</p>	<p>H</p> <p>● ●</p> <p>● ●</p> <p>● ●</p> <p>Dots: 1, 2, 5</p> <p> H h <small>©EnchantedLearning.com</small></p>	<p>Cell 4</p> <p>1 4 2 5 3 6</p>
<p>Cell 2</p> <p>1 4 2 5 3 6</p>		<p>Cell 5</p> <p>1 4 2 5 3 6</p>
<p>Cell 3</p> <p>1 4 2 5 3 6</p>		<p>Cell 6</p> <p>1 4 2 5 3 6</p>


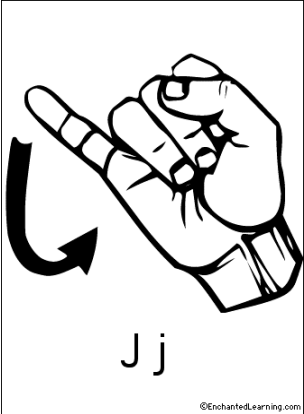
NAME: _____

Directions: Circle the dot numbers needed in each cell to create the letter in the center.

<p>Cell 1</p> <p>1 4 2 5 3 6</p>	<p style="text-align: center;"></p> <p style="text-align: center;"></p> <p style="text-align: center;">Dots: 2, 4</p> <p style="text-align: center;"></p>	<p>Cell 4</p> <p>1 4 2 5 3 6</p>
<p>Cell 2</p> <p>1 4 2 5 3 6</p>		<p>Cell 5</p> <p>1 4 2 5 3 6</p>
<p>Cell 3</p> <p>1 4 2 5 3 6</p>		<p>Cell 6</p> <p>1 4 2 5 3 6</p>

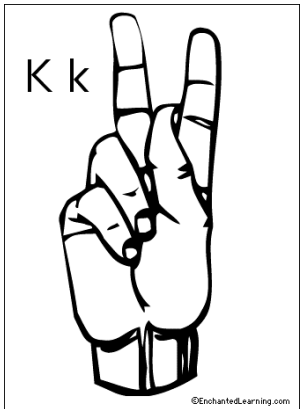
NAME: _____

Directions: Circle the dot numbers needed in each cell to create the letter in the center.

<p>Cell 1</p> <p>1 4 2 5 3 6</p>	<p>J</p> <p></p> <p>Dots: 2, 4, 5</p> <p></p>	<p>Cell 4</p> <p>1 4 2 5 3 6</p>
<p>Cell 2</p> <p>1 4 2 5 3 6</p>		<p>Cell 5</p> <p>1 4 2 5 3 6</p>
<p>Cell 3</p> <p>1 4 2 5 3 6</p>		<p>Cell 6</p> <p>1 4 2 5 3 6</p>


NAME: _____

Directions: Circle the dot numbers needed in each cell to create the letter in the center.

<p>Cell 1</p> <p>1 4 2 5 3 6</p>	<p>K</p> <p>● ● ● ● ● ●</p> <p>Dots: 1, 3</p> <p>K k</p> 	<p>Cell 4</p> <p>1 4 2 5 3 6</p>
<p>Cell 2</p> <p>1 4 2 5 3 6</p>		<p>Cell 5</p> <p>1 4 2 5 3 6</p>
<p>Cell 3</p> <p>1 4 2 5 3 6</p>		<p>Cell 6</p> <p>1 4 2 5 3 6</p>

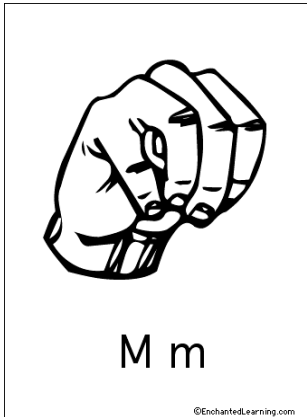
NAME: _____

Directions: Circle the dot numbers needed in each cell to create the letter in the center.

<p>Cell 1</p> <p>1 4 2 5 3 6</p>	<p>L</p> <p>● ● ● ● ● ●</p> <p>Dots: 1, 2, 3</p> 	<p>Cell 4</p> <p>1 4 2 5 3 6</p>
<p>Cell 2</p> <p>1 4 2 5 3 6</p>		<p>Cell 5</p> <p>1 4 2 5 3 6</p>
<p>Cell 3</p> <p>1 4 2 5 3 6</p>		<p>Cell 6</p> <p>1 4 2 5 3 6</p>


NAME: _____

Directions: Circle the dot numbers needed in each cell to create the letter in the center.

<p>Cell 1</p> <p>1 4 2 5 3 6</p>	<p>M</p> <p>● ● ● ● ● ●</p> <p>Dots: 1, 3, 4</p> <p> M m <small>©EnchantedLearning.com</small></p>	<p>Cell 4</p> <p>1 4 2 5 3 6</p>
<p>Cell 2</p> <p>1 4 2 5 3 6</p>		<p>Cell 5</p> <p>1 4 2 5 3 6</p>
<p>Cell 3</p> <p>1 4 2 5 3 6</p>		<p>Cell 6</p> <p>1 4 2 5 3 6</p>


NAME: _____

Directions: Circle the dot numbers needed in each cell to create the letter in the center.

<p>Cell 1</p> <p>1 4 2 5 3 6</p>	<p>N</p> <p>● ● ● ● ● ●</p> <p>Dots: 1, 3, 4, 5</p>  <p>N n</p> <p><small>©EnchantedLearning.com</small></p>	<p>Cell 4</p> <p>1 4 2 5 3 6</p>
<p>Cell 2</p> <p>1 4 2 5 3 6</p>		<p>Cell 5</p> <p>1 4 2 5 3 6</p>
<p>Cell 3</p> <p>1 4 2 5 3 6</p>		<p>Cell 6</p> <p>1 4 2 5 3 6</p>

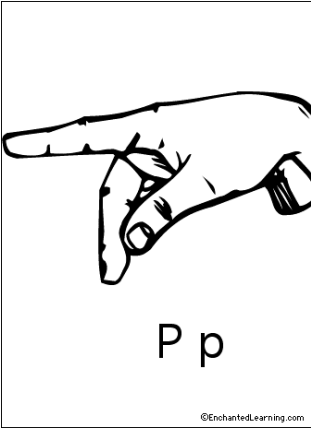
NAME: _____

Directions: Circle the dot numbers needed in each cell to create the letter in the center.

<p>Cell 1</p> <p>1 4 2 5 3 6</p>	<p>O</p> <p>● ● ● ● ● ●</p> <p>Dots: 1, 3, 5</p> 	<p>Cell 4</p> <p>1 4 2 5 3 6</p>
<p>Cell 2</p> <p>1 4 2 5 3 6</p>		<p>Cell 5</p> <p>1 4 2 5 3 6</p>
<p>Cell 3</p> <p>1 4 2 5 3 6</p>		<p>Cell 6</p> <p>1 4 2 5 3 6</p>


NAME: _____

Directions: Circle the dot numbers needed in each cell to create the letter in the center.

<p>Cell 1</p> <p>1 4 2 5 3 6</p>	<p>P</p> <p>● ● ● ● ● ●</p> <p>Dots: 1, 2, 3, 4</p>  <p>P p</p> <p><small>©EnchantedLearning.com</small></p>	<p>Cell 4</p> <p>1 4 2 5 3 6</p>
<p>Cell 2</p> <p>1 4 2 5 3 6</p>		<p>Cell 5</p> <p>1 4 2 5 3 6</p>
<p>Cell 3</p> <p>1 4 2 5 3 6</p>		<p>Cell 6</p> <p>1 4 2 5 3 6</p>

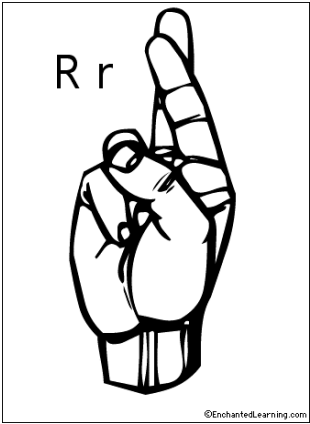
NAME: _____

Directions: Circle the dot numbers needed in each cell to create the letter in the center.

<p>Cell 1</p> <p>1 4 2 5 3 6</p>	<p>Q</p> <p>● ● ● ● ● ●</p> <p>Dots: 1, 2, 3, 4, 5</p> 	<p>Cell 4</p> <p>1 4 2 5 3 6</p>
<p>Cell 2</p> <p>1 4 2 5 3 6</p>		<p>Cell 5</p> <p>1 4 2 5 3 6</p>
<p>Cell 3</p> <p>1 4 2 5 3 6</p>		<p>Cell 6</p> <p>1 4 2 5 3 6</p>


NAME: _____

Directions: Circle the dot numbers needed in each cell to create the letter in the center.

<p>Cell 1</p> <p>1 4 2 5 3 6</p>	<p>R</p> <p>● ● ● ● ● ●</p> <p>Dots: 1, 2, 3, 5</p> <p>R r</p>  <p><small>©EnchantedLearning.com</small></p>	<p>Cell 4</p> <p>1 4 2 5 3 6</p>
<p>Cell 2</p> <p>1 4 2 5 3 6</p>		<p>Cell 5</p> <p>1 4 2 5 3 6</p>
<p>Cell 3</p> <p>1 4 2 5 3 6</p>		<p>Cell 6</p> <p>1 4 2 5 3 6</p>


NAME: _____

Directions: Circle the dot numbers needed in each cell to create the letter in the center.

<p>Cell 1</p> <p>1 4 2 5 3 6</p>	<p>S</p> <p>• ●</p> <p>● •</p> <p>● •</p> <p>Dots: 2, 3, 4</p>  <p>S s</p> <p><small>©EnchantedLearning.com</small></p>	<p>Cell 4</p> <p>1 4 2 5 3 6</p>
<p>Cell 2</p> <p>1 4 2 5 3 6</p>		<p>Cell 5</p> <p>1 4 2 5 3 6</p>
<p>Cell 3</p> <p>1 4 2 5 3 6</p>		<p>Cell 6</p> <p>1 4 2 5 3 6</p>


NAME: _____

Directions: Circle the dot numbers needed in each cell to create the letter in the center.

<p>Cell 1</p> <p>1 4 2 5 3 6</p>	<p>T</p> <p>• ●</p> <p>● ●</p> <p>● •</p> <p>Dots: 2, 3, 4, 5</p> <p> T t</p> <p><small>©EnchantedLearning.com</small></p>	<p>Cell 4</p> <p>1 4 2 5 3 6</p>
<p>Cell 2</p> <p>1 4 2 5 3 6</p>		<p>Cell 5</p> <p>1 4 2 5 3 6</p>
<p>Cell 3</p> <p>1 4 2 5 3 6</p>		<p>Cell 6</p> <p>1 4 2 5 3 6</p>


NAME: _____

Directions: Circle the dot numbers needed in each cell to create the letter in the center.

<p>Cell 1</p> <p>1 4 2 5 3 6</p>	<p>U</p> <p>● ● ● ● ● ●</p> <p>Dots: 1, 3, 6</p> <p>U u</p> 	<p>Cell 4</p> <p>1 4 2 5 3 6</p>
<p>Cell 2</p> <p>1 4 2 5 3 6</p>		<p>Cell 5</p> <p>1 4 2 5 3 6</p>
<p>Cell 3</p> <p>1 4 2 5 3 6</p>		<p>Cell 6</p> <p>1 4 2 5 3 6</p>


NAME: _____

Directions: Circle the dot numbers needed in each cell to create the letter in the center.

<p>Cell 1</p> <p>1 4 2 5 3 6</p>	<p>V</p> <p>● ● ● ● ● ●</p> <p>Dots: 1, 2, 3, 6</p> <p>V v</p> 	<p>Cell 4</p> <p>1 4 2 5 3 6</p>
<p>Cell 2</p> <p>1 4 2 5 3 6</p>		<p>Cell 5</p> <p>1 4 2 5 3 6</p>
<p>Cell 3</p> <p>1 4 2 5 3 6</p>		<p>Cell 6</p> <p>1 4 2 5 3 6</p>


NAME: _____

Directions: Circle the dot numbers needed in each cell to create the letter in the center.

<p>Cell 1</p> <p>1 4 2 5 3 6</p>	<p>W</p> <p>• ● ● ● • ●</p> <p>Dots: 1, 4, 5, 6</p> 	<p>Cell 3</p> <p>1 4 2 5 3 6</p>
<p>Cell 2</p> <p>1 4 2 5 3 6</p>		<p>Cell 5</p> <p>1 4 2 5 3 6</p>
<p>Cell 3</p> <p>1 4 2 5 3 6</p>		<p>Cell 6</p> <p>1 4 2 5 3 6</p>


NAME: _____

Directions: Circle the dot numbers needed in each cell to create the letter in the center.

<p>Cell 1</p> <p>1 4 2 5 3 6</p>	<p>X</p> <p>● ● ● ● ● ●</p> <p>Dots: 1, 3, 4, 6</p> <p></p>	<p>Cell 4</p> <p>1 4 2 5 3 6</p>
<p>Cell 2</p> <p>1 4 2 5 3 6</p>		<p>Cell 5</p> <p>1 4 2 5 3 6</p>
<p>Cell 3</p> <p>1 4 2 5 3 6</p>		<p>Cell 6</p> <p>1 4 2 5 3 6</p>


NAME: _____

Directions: Circle the dot numbers needed in each cell to create the letter in the center.

<p>Cell 1</p> <p>1 4 2 5 3 6</p>	<p>Y</p> <p>● ● ● ●</p> <p>Dots: 1, 3, 4, 5, 6</p> <p> Y y <small>©EnchantedLearning.com</small></p>	<p>Cell 4</p> <p>1 4 2 5 3 6</p>
<p>Cell 2</p> <p>1 4 2 5 3 6</p>		<p>Cell 5</p> <p>1 4 2 5 3 6</p>
<p>Cell 3</p> <p>1 4 2 5 3 6</p>		<p>Cell 6</p> <p>1 4 2 5 3 6</p>

NAME: _____

Directions: Circle the dot numbers needed in each cell to create the letter in the center.

<p>Cell 1</p> <p>1 4</p> <p>2 5</p> <p>3 6</p>	<p>Z</p> <p>● ●</p> <p>● ●</p> <p>Dots:</p> <p>1, 3, 5, 6</p> <p></p>	<p>Cell 4</p> <p>1 4</p> <p>2 5</p> <p>3 6</p>
<p>Cell 2</p> <p>1 4</p> <p>2 5</p> <p>3 6</p>		<p>Cell 5</p> <p>1 4</p> <p>2 5</p> <p>3 6</p>
<p>Cell 3</p> <p>1 4</p> <p>2 5</p> <p>3 6</p>		<p>Cell 6</p> <p>1 4</p> <p>2 5</p> <p>3 6</p>

